

SCHUMA CONVEYOR TECHNOLOGY

Conveyor technology with unlimited flexibility. SCHUMA profile-conveyor technology provides this.


Our profile-conveyors are manufactured with an aluminium base frame. This is how we achieve high quality with maximum flexibility. Our profile-conveyors come in the widest variety of types. Regardless of whether you need a straight profile, an angled profile or other variants of conveyor, it is possible with SCHUMA profile-conveyors.

Retrofitting components to the conveyor frame is easy to do thanks to the flexible groove profile. SCHUMA profile-conveyors are available in all variants. Thanks to the comprehensive range of SCHUMA conveyors, we can offer you optimized solutions for your production processes.

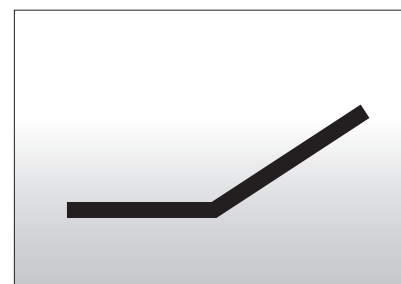
Convincing detail solutions in connection with the high-quality design of the frames, motors and belts ensure the best functionality and absolute reliability even under very heavy use. In heavy applications cases, we use steel frames welded and powder-coated with drum diameter 63 or 100 mm.




Straight profile version
Type: PRO-EN / PRO-EU



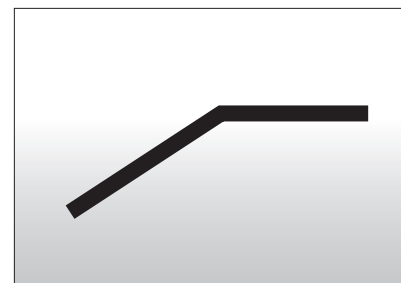
Gradient profile version
Type: PRO-ZN / PRO-ZU
Type: PRO-SEN / PRO-SEU




Angled profile conveyor
Type: PRO-WA



Double-angled profile-conveyor
Type: PRO-WAA



Negative-angle conveyor
Type: PRO-EN-K



Double-negative-angle profile conveyor
Type: PRO-EN-K-K

FEET SYSTEMS PAGE 12

The support feet are infinitely adjustable to facilitate a quick and simple and requirement-based adjustment of the working height.

GRAVITY ROLLER CONVEYOR PAGE 10

Gravity roller conveyors make it simple to transport the material to be conveyed. These can be combined with our conveyors to easily create different designs.

CONVEYOR TYPES PAGE 12

The angle of the conveyors are infinitely adjustable. This provides maximum flexibility for the surrounding conditions.

DRIVE UNIT TYPES

Motors are available in different versions and installation positions.

